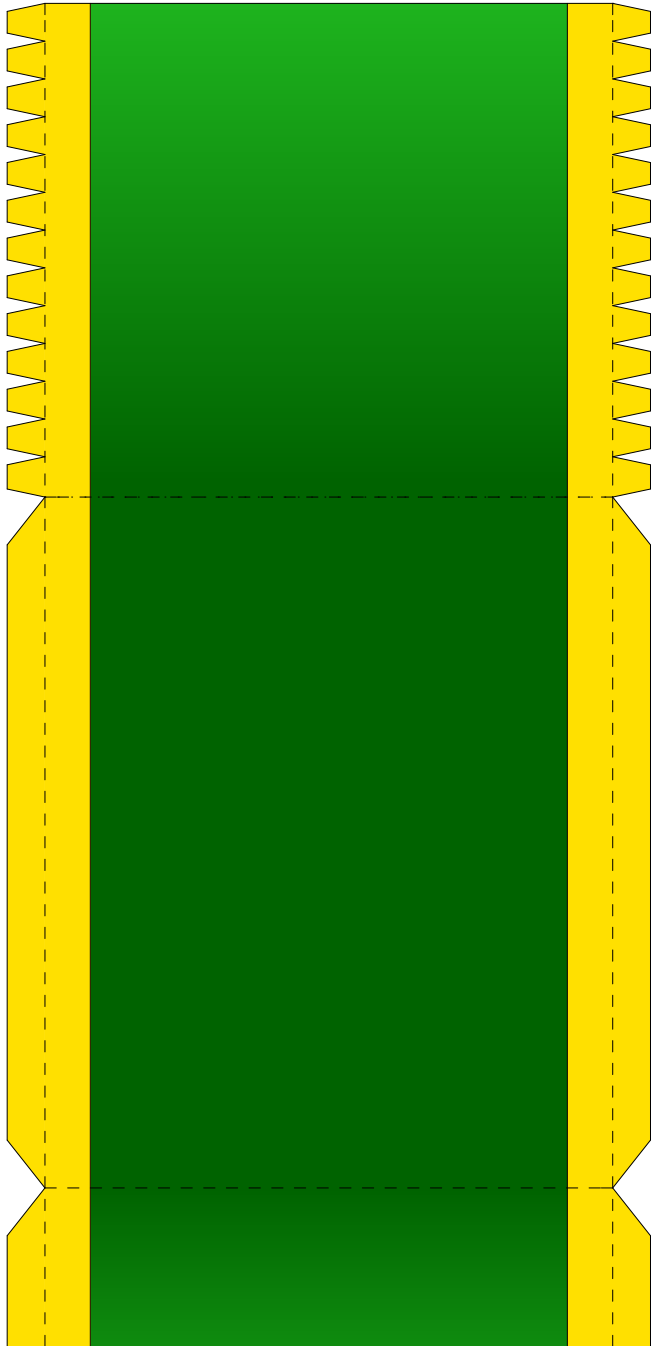
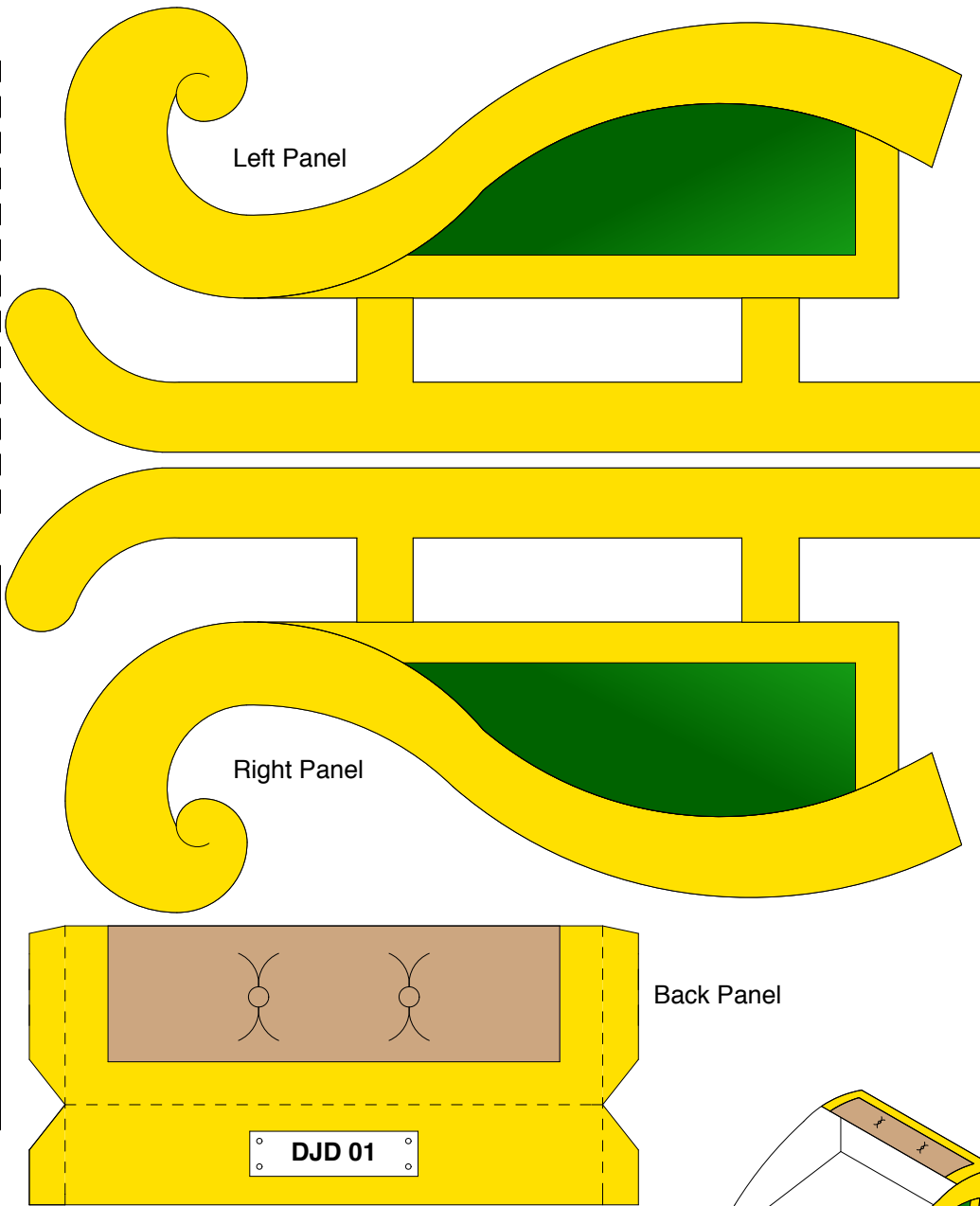


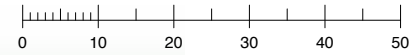
Front of Sleigh



Back of Sleigh



————— Cut
 - - - - - Fold



When reproduced correctly at 1:1 this scale should be accurate in millimetres

Significant Health and Safety Risks:

Significant risks are not necessarily those that involve the greatest risks, but those, including health risks that are:
 a) not likely to be obvious to a competent contractor or other designers;
 b) unusual; or
 c) likely to be difficult to manage effectively.

- Cutting instruments to be used with care and by qualified personnel only; disc cutters should not be used.
- Use only appropriate adhesives, in accordance with manufacturer's recommendations and with adequate ventilation.

Revisions

Client

Fr. Christmas

Project

Self Build

Drawing Title

Sleigh

Drawn: **AMR** 15.12.2011

Checked: **AMR** 15.12.2011

Approved For Issue: **KD** 15.12.2011

Quality

Drawing Format

A4 pdf plt dwg

Drawing Scale

1:20

Drawing Status

FOR FUN



DJD Architects

2 St Oswald's Road
 Worcester WR1 1HZ

t: 01905 612864
 f: 01905 610011

mail@djdgroup.co.uk
 www.djdgroup.co.uk/architects/

DO NOT SCALE.
 DIMENSIONS TO BE CHECKED ON SITE.
 THIS DRAWING IS COPYRIGHT AND MAY NOT BE REPRODUCED WITHOUT WRITTEN CONSENT.

Drawing Number and Revision:

PUB/CHR/2011/01(-)